
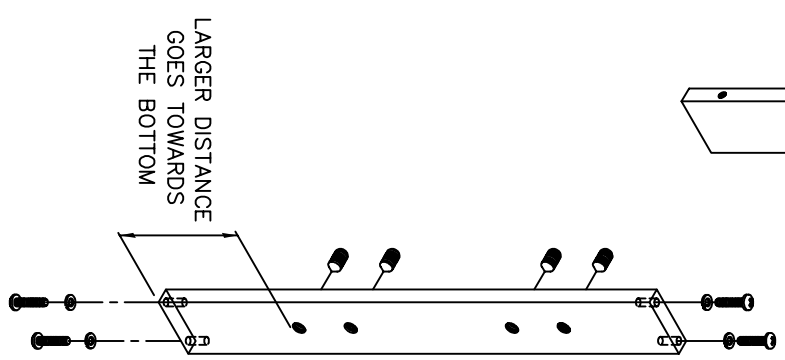


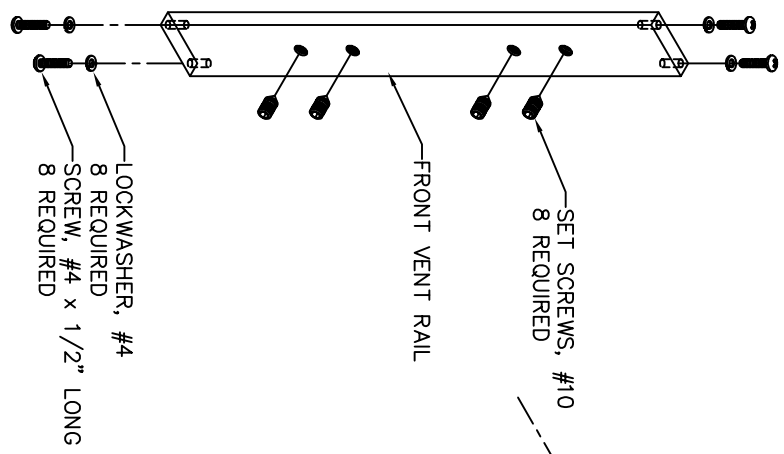
No.	REVISIONS	DATE	BY
A	RELEASE TO PRODUCTION	MARCH 2008	JAG



VENT RAILS, TAPPED HOLES FACE IN TOWARDS FRAME CENTER FOR SPEAKER MOUNTING PLATE



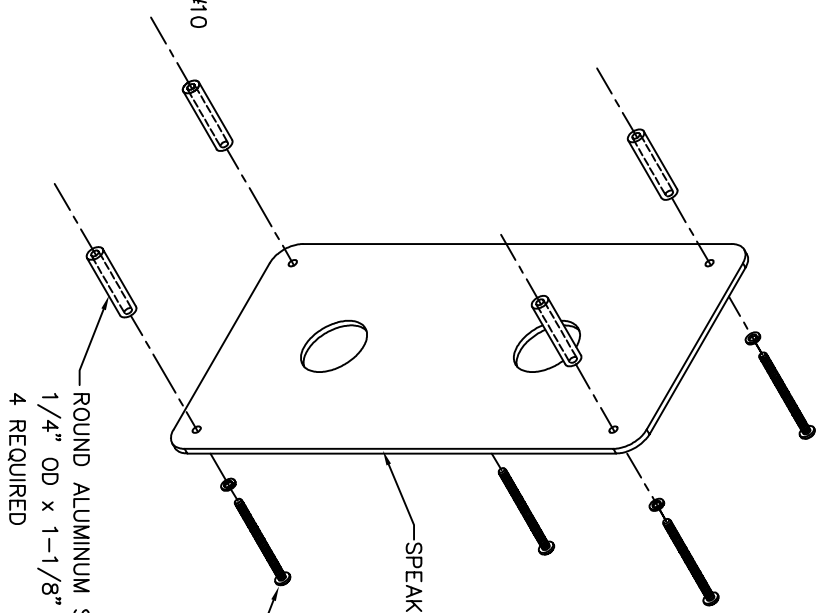
LARGER DISTANCE GOES TOWARDS THE BOTTOM



SET SCREWS, #10
8 REQUIRED

FRONT VENT RAIL

LOCKWASHER, #4
8 REQUIRED
SCREW, #4 x 1/2" LONG
8 REQUIRED



ROUND ALUMINUM SPACER
1/4" OD x 1-1/8" LONG
4 REQUIRED

SPEAKER MTG PLATE

SCREW, PHILLIPS PAN HEAD
#4-40UNC x 1-1/2" LONG
WITH #4 LOCKWASHER

UNLESS OTHERWISE SPECIFIED DIMENSIONS ARE IN INCHES [MM]
TOLERANCES ARE:
.XX .XXX ANGLES
±.015 ±.005 ±1/2"

MATERIAL
ALUM ALLOY
6061-T6

R2-02 BUILDERS CLUB
DRAWING NO.
JAG V5.0

SCALE: FULL

DRAWN: MARCH 2008 SHEET: 1 OF 1

VENT RAILS
FRAME

REV. A